

Feynman diagrams and a combination of the integration by parts and the integration by fractional expansion techniques

Iván González* and M. Loewe†

Facultad de Física, Pontificia Universidad Católica de Chile, Casilla 306, Santiago 22, Chile

(Received 16 September 2009; published 13 January 2010)

In this paper, we show how to improve and extend the integration by fractional expansion technique (IBFE) by applying it to certain families of scalar massive Feynman diagrams. The strategy is based on combining this method together with the integration by parts technique. In particular, we want to calculate certain Feynman diagrams which have a triangle loop as a subgraph. The main idea is to use the integration by parts technique in this subgraph in order to simplify the topology of the original diagram in which it is immersed, using then, in a second step, the IBFE technique. The result we have obtained, after the application of both techniques, represents a simplification in the complexity of the solution, compared with having used only the IBFE technique.

DOI: [10.1103/PhysRevD.81.026003](https://doi.org/10.1103/PhysRevD.81.026003)

PACS numbers: 11.25.Db, 12.38.Bx

I. INTRODUCTION

Since the beginning of the development of quantum field theory, the evaluation of Feynman diagrams has been one of the most important theoretical challenges. The development of methods leading to the analytical or numerical evaluation of loop integrals represents an important problem both from the point of view of physics, as well as from the perspective of advanced mathematical methods.

Concerning physics, this research is relevant for perturbative calculations of higher orders, needed to test our present theoretical models when their predictions are compared to experimental results from present and future colliders and/or from other high energy physics experiments. The amount of experimental information at present is so huge, and with such a high precision, that the numerical calculations are almost not enough to achieve the needed accuracy in order to compare to the experimental results. Therefore, it is extremely important to be able to optimize the present existing integration techniques and/or to generate new mathematical techniques that may allow us to face up the calculation of Feynman diagrams with a higher number of loops, or that may involve also the presence of multiple scales.

In this perspective, we consider the integration by fractional expansion technique (IBFE) as a method that allows the calculation of certain families of Feynman diagrams in a simple and direct way, getting solutions for the general case, i.e. arbitrary indices for propagators, in terms of generalized hypergeometric functions. By indices we understand here, as usual, the power degree of the propagators. In some cases, for some special values of these indices, it is possible to carry out the sum of these series in terms of conventional functions which simplifies the subsequent analysis of the final solution.

The IBFE technique, in general aspects, is similar to the integration technique based on the Mellin-Barnes representation of the diagram [1,2]. Other authors have called this technique the negative dimensional integration method [3–5], which is based on the work by Halliday and Ricotta [6]. These authors make an analytical continuation of the D dimension, working in the frame of dimensional regularization ($D = 4 - 2\epsilon$) into negative values of D , which justifies the name of the method. However, we prefer to use the name IBFE due to the reasons explained in [7].

It is possible to extend the range of validity of IBFE by considering a new kind of diagram that may be evaluated by means of this technique. In particular, in this article we will show that with the help of the integration by parts (IBP) method [8], it turns out that certain families of diagrams have more simple solutions compared with those that appear when only the IBFE method is used. It is important to remark that the existence of these simple solutions allows us to increase the degree of difficulty of the Feynman diagrams that can be handled with the combined IBFE + IBP techniques. We could also be able to consider diagrams with a certain particular mass distribution in the propagators.

To justify this methodology, we will concentrate on a certain class of Feynman diagrams that involve in their geometry a one-loop triangle subgraph, and such that we may introduce the IBP technique through the so-called triangle identity. The main idea is to use IBP to transform the geometry of the diagram. The elimination of certain propagators of the original diagram may produce now a diagram which will be ideal for the application of the IBFE method, as was pointed out in [7]. Basically, it turns out that triangles are transformed into bubbles under some conditions determined by the indices of the propagators.

This work has been organized in the following way: In Sec. II, we recall the formula associated to the triangle identity. This rule emerges when the IBP technique is applied to a one-loop diagram with three external lines. Here, we have assumed a scalar massless theory.

*igonzalez@fis.puc.cl

†mloewe@fis.puc.cl

In Sec. III, and in order to justify the combined use of IBFE + IBP techniques, we will evaluate a simple diagram, the one-loop triangle diagram with one massive propagator with mass m . To simplify the problem even more, we have assumed that two of the external lines are on mass shell with $m = 0$. In this way, the diagram will be characterized by only two invariants $\{m^2, s\}$. The above mentioned simplifications, as we will see later, do not imply a loss with respect to the general statements which are the goal of this section.

The validation of the combined use of IBFE + IBP will be realized through a calculation of this diagram, using first only the IBFE technique. Later, the same diagram is evaluated with the combined techniques IBFE + IBP. We will show that both techniques provide equivalent solutions, both for numerical comparisons for some specific values of the invariants of the problem, as well as for analytical comparisons in certain special limits ($m = 0$ or $s = 0$).

In Sec. IV, we present a more complex application. The idea is to specify the range of validity of the combined use of the IBFE + IBP techniques. In particular, we consider the topology associated to the radiative corrections to the propagator with two loops and five internal lines. This diagram can be easily evaluated by means of IBP when all of the propagators are massless with index one. In our case, we will extend the discussion by considering now this diagram with one massive propagator and allowing some arbitrary indices. The analytic solutions for this problem will be given in terms of generalized hypergeometric functions of the form ${}_qF_{q-1}$, whose argument can be $(\frac{M^2}{p^2})$ or

$(\frac{p^2}{M^2})$, according to the relevant kinematical region; p denotes the momentum that flows into the diagram and which fixes the scale, and M is the mass in the massive propagator. The general solutions of Feynman diagrams will correspond always to hypergeometric series, i.e. to natural expansions around a zero value of the argument and with a convergence radius $r = 1$. The mathematical formalism, the relevant formulas, and applications are presented and discussed in [9–12]).

II. IBP AND THE TRIANGLE RULE

The well known triangle rule is obtained directly by applying the IBP method to the massless one-loop diagram with three external lines (how this rule is derived can be seen in the book by V. A. Smirnov [13]). The integral that represents the triangle diagram is the following:

$$\frac{1}{(P_\alpha)^{2a_4}} \frac{1}{(P_\beta)^{2a_5}} \int \frac{d^D q}{i\pi^{D/2}} \frac{1}{[(P_\alpha + q)^2]^{a_1}} \times \frac{1}{[(P_\beta - q)^2]^{a_2}} \frac{1}{(q^2)^{a_3}}, \quad (1)$$

where P_α and P_β identify the independent momenta of the external lines. Then, associating each index $\{a_1, a_2, a_3\}$ with his own propagator, we may introduce a graphical representation for the triangle identity once IBP has been applied to the previous integral.

$$\begin{aligned} & \left[\text{triangle diagram with indices } a_1, a_2, a_3, a_4, a_5 \right] = \frac{1}{(D - a_1 - a_2 - 2a_3)} \left[a_1 \left(\text{triangle diagram with indices } a_1+1, a_2, a_3-1, a_4, a_5 \right) - \text{triangle diagram with indices } a_1+1, a_2, a_3, a_4-1, a_5 \right) \right] \\ & + a_2 \left[\text{triangle diagram with indices } a_1, a_2+1, a_3-1, a_4, a_5 \right) - \text{triangle diagram with indices } a_1, a_2+1, a_3, a_4, a_5-1 \right) \right]. \end{aligned} \quad (2)$$

In this expression, D denotes the number of space dimensions in the integral. The indices a_i ($i = 1, 2, 3, 4, 5$) correspond, as we said, to the powers of the propagators of the corresponding internal lines in the diagram. The indices a_4 and a_5 will be arbitrary if the corresponding lines are internal lines in a diagram that contains this triangle, and their value will be zero when the lines are external. Obviously, the IBP technique goes beyond this

identity. However, for our purpose this identity will be enough.

III. VALIDATION OF THE IBFE + IBP METHOD

In previous articles [7,14], we have shown that the IBFE technique is a useful method for evaluating certain families of Feynman diagrams. In particular, we will use now this technique for handling the following test topology: a one-

loop triangle diagram where one of the propagators has a finite mass and the two external lines are massless. The result for this diagram will be compared with the result that emerges from the combined IBFE and IBP techniques. Explicitly, we will expand the massive propagator according to the IBFE prescription, then extracting out the mass from the diagram and getting finally a series that involves only nonmassive diagrams. Each of them may be reduced topologically, by means of the IBP approach, to a series of bubble diagrams. The IBFE technique will be applied then to each one of these bubble diagrams, obtaining the multi-region expansion (MRE) [7] of the complete diagram which allows us to obtain the solutions in terms of hypergeometric functions of the form ${}_qF_{q-1}$.

Once we get the solution of this diagram in both ways, we will make an analytical comparison in the limits $m = 0$ and $s = 0$.

A. IBFE solution

The diagram to be evaluated is:

$$G = \text{Diagram} \quad (3)$$

such that the propagator associated to the index one has a mass m ; whereas, $P_1^2 = P_3^2 = 0$ and $P_2^2 = s$ [2]. For this diagram then, the equivalent configuration of invariants is described as follows:

$$G = s \text{ Diagram} \quad (4)$$

We will start by writing the corresponding Schwinger parametrization for this topology which is given by

$$G = \frac{(-1)^{-D/2}}{\prod_{j=1}^3 \Gamma(a_j)} \int_0^\infty d\vec{x} \exp(x_1 m^2) \frac{\exp(-\frac{x_1 x_2}{x_1 + x_2 + x_3} s)}{(x_1 + x_2 + x_3)^{D/2}}, \quad (5)$$

where $d\vec{x} = x_1^{a_1-1} x_2^{a_2-1} x_3^{a_3-1} dx_1 dx_2 dx_3$. Some algebra allows us to obtain the MRE [7] form of (5):

$$G = \frac{(-1)^{-D/2}}{\prod_{j=1}^3 \Gamma(a_j)} \sum_{n_1, \dots, n_5} \phi_{n_1, \dots, n_5} (-m^2)^{n_1} (s)^{n_2} \frac{\prod_{j=1}^4 \Delta_j}{\Gamma(\frac{D}{2} + n_2)}, \quad (6)$$

where the factor ϕ_{n_1, \dots, n_5} , defined in [7], is given as follows:

$$\phi_{n_1, \dots, n_5} = (-1)^{n_1 + \dots + n_5} \frac{1}{\Gamma(n_1 + 1) \cdots \Gamma(n_5 + 1)}. \quad (7)$$

The constraints are given by the identities

$$\begin{aligned} \Delta_1 &= \left\langle \frac{D}{2} + n_2 + n_3 + n_4 + n_5 \right\rangle, \\ \Delta_2 &= \langle a_1 + n_1 + n_2 + n_3 \rangle, \\ \Delta_3 &= \langle a_2 + n_2 + n_4 \rangle, \\ \Delta_4 &= \langle a_3 + n_5 \rangle. \end{aligned} \quad (8)$$

Each constraint, according to the IBFE technique [7], is associated to the replacement of the integral, after expanding the integrand, with the following symbol:

$$\int dx x^{\alpha_1 + \dots + \alpha_2 - 1} \equiv \langle \alpha_1 + \dots + \alpha_2 \rangle, \quad (9)$$

which also emerged as a result from multinomial expansions that obey the following rule [7]:

$$\begin{aligned} (A_1 + \dots + A_\sigma)^{\pm \nu} &= \sum_{n_1} \cdots \sum_{n_\sigma} \phi_{n_1, \dots, n_\sigma} A_1^{n_1} \cdots A_\sigma^{n_\sigma} \\ &\times \frac{\langle \mp \nu + n_1 + \dots + n_\sigma \rangle}{\Gamma(\mp \nu)}, \end{aligned} \quad (10)$$

where the terms A_i ($i = 1, \dots, \sigma$) and the exponent ν are quantities that can take arbitrary values.

1. Solution for arbitrary indices

The properties of the general solutions for Feynman diagrams imply the existence of two interesting kinematical regions:

(1) Solution in the region $|\frac{s}{m^2}| < 1$:

$$\begin{aligned} G\left(\frac{s}{m^2}\right) &= \eta \\ &\times {}_2F_1\left(a_1 + a_2 + a_3 - \frac{D}{2}, \quad a_2 \mid \frac{s}{m^2}\right), \end{aligned} \quad (11)$$

where the factor η is defined as

$$\begin{aligned} \eta &= (-1)^{-D/2} (-m^2)^{(D/2) - a_1 - a_2 - a_3} \\ &\times \frac{\Gamma(a_1 + a_2 + a_3 - \frac{D}{2}) \Gamma(\frac{D}{2} - a_2 - a_3)}{\Gamma(a_1) \Gamma(\frac{D}{2})}. \end{aligned} \quad (12)$$

(2) Solution in the region $|\frac{m^2}{s}| < 1$:

$$G\left(\frac{m^2}{s}\right) = \eta \times {}_2F_1\left(1 + a_1 + a_2 + a_3 - D, \quad a_1 + a_2 + a_3 - \frac{D}{2} \mid \frac{m^2}{s}\right) + \underline{\eta} \times {}_2F_1\left(1 + a_2 - \frac{D}{2}, \quad a_2 \mid \frac{m^2}{s}\right), \quad (13)$$

where the different factors are

$$\eta = (-1)^{-D/2}(s)^{(D/2)-a_1-a_2-a_3} \frac{\Gamma(a_1 + a_2 + a_3 - \frac{D}{2})\Gamma(\frac{D}{2} - a_1 - a_3)\Gamma(\frac{D}{2} - a_2 - a_3)}{\Gamma(a_1)\Gamma(a_2)\Gamma(D - a_1 - a_2 - a_3)}, \quad (14)$$

$$\underline{\eta} = (-1)^{-D/2}(s)^{-a_2}(-m^2)^{(D/2)-a_1-a_3} \frac{\Gamma(a_1 + a_3 - \frac{D}{2})\Gamma(\frac{D}{2} - a_2 - a_3)}{\Gamma(a_1)\Gamma(\frac{D}{2} - a_2)}. \quad (15)$$

2. Solution for unitary indices

This situation is especially relevant, since when an arbitrary Feynman diagram is computed, the indices associated to the propagators are normally unitary, this case also being useful for numerical computations. Then, with $D = 4 - 2\epsilon$, the Eqs. (11) and (13) are

(1) Solution in the region $|\frac{s}{m^2}| < 1$:

$$G\left(\frac{s}{m^2}\right) = -(-1)^\epsilon(-m^2)^{-1-\epsilon} \times \frac{\Gamma(1 + \epsilon)}{\epsilon(1 - \epsilon)^2} {}_2F_1\left(\begin{matrix} 1 + \epsilon, & 1 \\ & 2 - \epsilon \end{matrix} \middle| \frac{s}{m^2}\right). \quad (16)$$

(2) Solution in the region $|\frac{m^2}{s}| < 1$:

$$G\left(\frac{m^2}{s}\right) = \eta \times {}_1F_0\left(\begin{matrix} 2\epsilon \\ - \end{matrix} \middle| \frac{m^2}{s}\right) + \underline{\eta} \times {}_2F_1\left(\begin{matrix} \epsilon, & 1 \\ & 1 - \epsilon \end{matrix} \middle| \frac{m^2}{s}\right), \quad (17)$$

and the factors

$$\eta = (-1)^\epsilon(s)^{-1-\epsilon} \frac{\Gamma(1 + \epsilon)\Gamma(1 - \epsilon)^2}{\epsilon^2\Gamma(1 - 2\epsilon)}, \quad (18)$$

$$\underline{\eta} = -(-1)^\epsilon(s)^{-1}(-m^2)^{-\epsilon} \frac{\Gamma(1 + \epsilon)}{\epsilon^2}. \quad (19)$$

B. Solution obtained by the application of IBFE + IBP

The first step required for combining these two techniques is to eliminate the mass from the diagram in (4). Once we have done this, we can apply IBP to the massless triangle (2). For this purpose, we will use IBFE on the propagator that contains this mass and expand it according to this technique, as it will be shown next:

$$\frac{1}{(q^2 - m^2)^\nu} = \sum_{n_1, n_2} \phi_{n_1, n_2} (-m^2)^{n_1} (q^2)^{n_2} \frac{\langle \nu + n_1 + n_2 \rangle}{\Gamma(\nu)}, \quad (20)$$

or in a graphically equivalent way:

$$\frac{1}{(q^2 - m^2)^\nu} = \sum_{n_1, n_2} \phi_{n_1, n_2} (-m^2)^{n_1} \frac{\langle \nu + n_1 + n_2 \rangle}{\Gamma(\nu)} \times \begin{matrix} (-n_2) \\ \longrightarrow q \end{matrix}. \quad (21)$$

Therefore, (4) will be given by

$$\begin{matrix} m, a_1 \\ \nearrow \\ \text{triangle} \\ \searrow \\ a_2 \end{matrix} \quad a_3 \quad = \sum_{n_1, n_2} \phi_{n_1, n_2} (-m^2)^{n_1} \frac{\langle a_1 + n_1 + n_2 \rangle}{\Gamma(a_1)} \times \begin{matrix} -n_2 \\ \longrightarrow q \\ \text{triangle} \\ \searrow \\ a_2 \end{matrix} \quad a_3 \quad . \quad (22)$$

The next step is obtained from the application of IBP to the triangle, once the mass has been eliminated from the graph. However, before this, and considering the invariants in (4) we can rewrite the triangle rule (2) as

$$\begin{matrix} a_1 \\ \nearrow \\ \text{triangle} \\ \searrow \\ a_2 \end{matrix} \quad a_3 \quad a_4 \quad a_5 \quad = \frac{1}{(D - a_1 - a_2 - 2a_3)} \left[(a_1) \begin{matrix} a_1 + 1 \\ \nearrow \\ \text{triangle} \\ \searrow \\ a_2 \end{matrix} \quad a_3 - 1 \quad a_4 \quad a_5 \quad + (a_2) \begin{matrix} a_1 \\ \nearrow \\ \text{triangle} \\ \searrow \\ a_2 + 1 \end{matrix} \quad a_3 - 1 \quad a_4 \quad a_5 \quad \right]. \quad (23)$$

In order to apply this rule, we will consider special values for the indices: we take $a_3 = 1$ and keep arbitrary values for a_1 and a_2 ($a_4 = a_5 = 0$, since they are external lines). Then, the previous expression can be written as

Through a careful replacement in A and B , we find for A

$$A = -\frac{(-1)^{-D/2}}{\Gamma(a_1)\Gamma(a_2)} \sum_{n_1, \dots, n_5} \phi_{n_1, \dots, n_5} (-m^2)^{n_1} (s)^{n_3} \frac{\Gamma(D + n_2 - a_2 - 2)\Gamma(n_2 + 1)}{\Gamma(D + n_2 - a_2 - 1)\Gamma(n_2)\Gamma(1 - n_2)\Gamma(\frac{D}{2} + n_3)} \langle a_1 + n_1 + n_2 \rangle \times \left\langle \frac{D}{2} + n_3 + n_4 + n_5 \right\rangle \langle 1 - n_2 + n_3 + n_4 \rangle \langle a_2 + n_3 + n_5 \rangle, \tag{31}$$

and B is given by

$$B = \frac{(-1)^{-D/2}}{\Gamma(a_1)\Gamma(a_2)} \sum_{n_1, \dots, n_5} \phi_{n_1, \dots, n_5} (-m^2)^{n_1} (s)^{n_3} \frac{\Gamma(D + n_2 - a_2 - 2)}{\Gamma(D + n_2 - a_2 - 1)\Gamma(-n_2)\Gamma(\frac{D}{2} + n_3)} \langle a_1 + n_1 + n_2 \rangle \times \left\langle \frac{D}{2} + n_3 + n_4 + n_5 \right\rangle \langle -n_2 + n_3 + n_4 \rangle \langle 1 + a_2 + n_3 + n_5 \rangle. \tag{32}$$

Once we have obtained the MRE's of the terms A and B , we proceed to find the corresponding solutions according to the quotient $|\frac{m^2}{s}|$.

1. Solutions from the term A

(1) Solution for the region $|\frac{m^2}{s}| < 1$:

From the MRE (31), we get the following solution for this kinematical region:

$$A_1\left(\frac{m^2}{s}\right) = \eta \times {}_3F_2\left(\begin{matrix} 2 + a_1 + a_2 - D, & 2 + a_1 + a_2 - D, & 1 + a_1 + a_2 - \frac{D}{2} \\ 3 + a_1 + a_2 - D, & 2 + a_1 - \frac{D}{2} \end{matrix} \middle| \frac{m^2}{s} \right), \tag{33}$$

where the factor η is given by

$$\eta = (-1)^{-D/2} (s)^{(D/2) - a_1 - a_2 - 1} \frac{\Gamma(a_1 + a_2 + 1 - \frac{D}{2})\Gamma(\frac{D}{2} - a_2)\Gamma(\frac{D}{2} - a_1 - 1)\Gamma(D - a_1 - a_2 - 2)}{\Gamma(a_1)\Gamma(a_2)\Gamma(D - a_1 - a_2 - 1)^2} \tag{34}$$

and also the term

$$A_2\left(\frac{m^2}{s}\right) = \eta \times {}_3F_2\left(\begin{matrix} a_2, & 1 + a_2 - \frac{D}{2}, & 1 + a_2 - \frac{D}{2} \\ 2 + a_2 - \frac{D}{2}, & \frac{D}{2} - a_1 \end{matrix} \middle| \frac{m^2}{s} \right), \tag{35}$$

where we have defined η as

$$\eta = -(-1)^{-D/2} (s)^{-a_2} (-m^2)^{(D/2) - a_1 - 1} \times \frac{\Gamma(a_1 + 1 - \frac{D}{2})\Gamma(\frac{D}{2} - 1)\Gamma(\frac{D}{2} - 2)\Gamma(\frac{D}{2} - a_2 - 1)}{\Gamma(a_1)\Gamma(\frac{D}{2} - a_2)\Gamma(1 - \frac{D}{2})\Gamma(\frac{D}{2})}. \tag{36}$$

(2) Solution for the region $|\frac{m^2}{s}| > 1$:

In this region we only have one term:

$$A_3\left(\frac{m^2}{s}\right) = \eta \times {}_3F_2\left(\begin{matrix} a_2, & 1 + a_1 + a_2 - \frac{D}{2}, & \frac{D}{2} - 1 \\ \frac{D}{2}, & \frac{D}{2} \end{matrix} \middle| \frac{s}{m^2} \right), \tag{37}$$

where

$$\eta = -(-1)^{-D/2} (-m^2)^{(D/2) - a_1 - a_2 - 1} \frac{\Gamma(1 + a_1 + a_2 - \frac{D}{2})\Gamma(\frac{D}{2} - a_2 - 1)\Gamma(\frac{D}{2} - 1)\Gamma(2 + a_2 - \frac{D}{2})}{\Gamma(a_1)\Gamma(1 + a_2 - \frac{D}{2})\Gamma(\frac{D}{2})^2}. \tag{38}$$

2. Solutions from the term B

(1) Solution for the region $|\frac{m^2}{s}| < 1$:

For B , we have as solution in this kinematical region

$$B_1\left(\frac{m^2}{s}\right) = \eta \times {}_3F_2\left(\begin{matrix} 2 + a_1 + a_2 - D, & 2 + a_1 + a_2 - D, & 1 + a_1 + a_2 - \frac{D}{2} \\ 3 + a_1 + a_2 - D, & 1 + a_1 - \frac{D}{2} \end{matrix} \middle| \frac{m^2}{s} \right), \tag{39}$$

being

$$\eta = (-1)^{-D/2}(s)^{(D/2)-a_1-a_2-1} \frac{\Gamma(a_1+a_2+1-\frac{D}{2})\Gamma(\frac{D}{2}-a_2-1)\Gamma(\frac{D}{2}-a_1)\Gamma(D-a_1-a_2-2)}{\Gamma(a_1)\Gamma(a_2)\Gamma(D-a_1-a_2-1)^2} \quad (40)$$

and also the term

$$B_2\left(\frac{m^2}{s}\right) = \eta \times {}_3F_2\left(1+a_2, 2+a_2-\frac{D}{2}, 2+a_2-\frac{D}{2} \middle| \frac{m^2}{s}\right), \quad (41)$$

where

$$\eta = (-1)^{-D/2}(s)^{-1-a_2}(-m^2)^{(D/2)-a_1} \times \frac{\Gamma(a_1-\frac{D}{2})\Gamma(\frac{D}{2}-2-a_2)\Gamma(a_2+1)}{\Gamma(a_1)\Gamma(a_2)\Gamma(\frac{D}{2}-1-a_2)}. \quad (42)$$

(2) Solution for the region $|\frac{m^2}{s}| > 1$:

In this case, we only get one hypergeometric function:

$$B_3\left(\frac{s}{m^2}\right) = \eta \times {}_3F_2\left(1+a_2, 1+a_1+a_2-\frac{D}{2}, \frac{D}{2}-1 \middle| \frac{s}{m^2}\right), \quad (43)$$

where

$$\eta = (-1)^{-D/2}(-m^2)^{(D/2)-a_1-a_2-1} \times \frac{\Gamma(1+a_1+a_2-\frac{D}{2})\Gamma(\frac{D}{2}-a_2-1)\Gamma(\frac{D}{2}-1)\Gamma(1+a_2)}{\Gamma(a_1)\Gamma(a_2)\Gamma(\frac{D}{2})^2}. \quad (44)$$

C. Comparison of the solutions for the region $|\frac{s}{m^2}| < 1$ (unitary indices)

In order to compare the solutions we have obtained with both techniques, we will take the result for the kinematical region $|\frac{s}{m^2}| < 1$.

For the case of unitary indices and $D = 4 - 2\epsilon$, the combined technique IBP + IBFE produces

$$G\left(\frac{s}{m^2}\right) = B_3\left(\frac{s}{m^2}\right) + A_3\left(\frac{s}{m^2}\right), \quad (45)$$

i.e.

$$G_{\text{IBP+IBFE}}\left(\frac{s}{m^2}\right) = -(-1)^\epsilon(-m^2)^{-1-\epsilon} \frac{\Gamma(1+\epsilon)}{\epsilon(1-\epsilon)^2} \times \left[{}_3F_2\left(2, 1+\epsilon, 1-\epsilon \middle| \frac{s}{m^2}\right) - \epsilon {}_3F_2\left(1, 1+\epsilon, 1-\epsilon \middle| \frac{s}{m^2}\right) \right]. \quad (46)$$

In the same region of interest, the solution given in (16) obtained by a unique application of IBFE is notoriously different, both from the amount of terms as well as from the structure. Let us discuss this point more in detail:

$$G_{\text{IBFE}}\left(\frac{s}{m^2}\right) = -(-1)^\epsilon(-m^2)^{-1-\epsilon} \times \frac{\Gamma(1+\epsilon)}{\epsilon(1-\epsilon)^2} {}_2F_1\left(1+\epsilon, 1 \middle| \frac{s}{m^2}\right). \quad (47)$$

We can do now comparisons to show the equivalence between both techniques (see the Appendix for a general proof). A direct possibility is to analyze the equivalence in certain limit cases, i.e. to compare, for $m = 0$, the solutions we obtained from the expressions valid in the kinematical region $|\frac{m^2}{s}| < 1$ and to compare also the solutions for $s = 0$, this time considering the corresponding expressions for the region $|\frac{m^2}{s}| > 1$.

1. Analytic equivalence in the limits $m \rightarrow 0$ and $s \rightarrow 0$

(1) Solution for $m = 0$:

In this limit, the Eq. (46) has the form

$$G_{\text{IBP+IBFE}}|_{m=0} = A_1(0) + B_1(0) = 2(-1)^\epsilon(s)^{-1-\epsilon} \times \left[\frac{\Gamma(1+\epsilon)\Gamma(1-\epsilon)^2}{2\epsilon^2\Gamma(1-2\epsilon)} \right], \quad (48)$$

whereas (47)

$$G_{\text{IBFE}}|_{m=0} = (-1)^\epsilon(s)^{-1-\epsilon} \frac{\Gamma(1+\epsilon)\Gamma(1-\epsilon)^2}{\epsilon^2\Gamma(1-2\epsilon)}. \quad (49)$$

Some algebra allows us to show that effectively,

$$G_{\text{IBP+IBFE}}|_{m=0} - G_{\text{IBFE}}|_{m=0} = 0. \quad (50)$$

(2) Solution for $s = 0$:

The Eq. (46) becomes now

$$G_{\text{IBP+IBFE}}|_{s=0} = A_3(0) + B_3(0) = -(-1)^\epsilon(-m^2)^{-1-\epsilon} \frac{\Gamma(1+\epsilon)}{\epsilon(1-\epsilon)}. \quad (51)$$

In the same way as (47), in this limit we have

$$G_{\text{IBFE}}|_{s=0} = -(-1)^\epsilon(-m^2)^{-1-\epsilon} \frac{\Gamma(1+\epsilon)}{\epsilon(1-\epsilon)}. \quad (52)$$

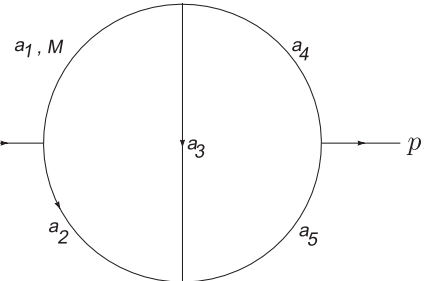
In this case, both solutions are also equivalent:

$$G_{\text{IBP+IBFE}}|_{s=0} - G_{\text{IBFE}}|_{s=0} = 0. \quad (53)$$

According to the results we have obtained previously, we can say that IBP + IBFE is a technique that can be used in an equivalent way to IBFE to evaluate Feynman diagrams. Nevertheless, the former has some technical advantages that extend the usefulness of IBFE beyond the family of diagrams, where it can ideally be applied and which is described in [7].

IV. A TWO-LOOP APPLICATION

As an example in a more complex scenario, we will use now the combined method IBP + IBFE for computing the correction to the propagator given by two loops and five propagators. It is possible to evaluate such a diagram for the massless case and with integer indices in their propagators iterating the use of IBP (if it is necessary), transforming the original topology into a sum of topologies which, for the unitary indices case, generates more simple graphs which can be reduced loop by loop in terms of bubble diagrams. In this work, we will evaluate this diagram taking now one massive propagator, mass M [15], with index a_1 , as we can see in the following graphic equation:



$$G = \text{Diagram (54)} \quad (54)$$

The solutions to this diagram are functions of the variables $\Rightarrow (\frac{p^2}{M^2})$ or $(\frac{M^2}{p^2})$ according to the kinematical region of interest. We impose the following conditions to evaluate the diagram:

- (i) The indices a_3 , a_4 , and a_5 are integer quantities. In particular, we will have $a_3 = a_4 = a_5 = 1$. This assumption does not imply a loss of generality, since the indices in the loop integrals are unitary.
- (ii) We will consider arbitrary indices a_1 and a_2 . This will allow us not only the possibility of taking several values for the indices, but also to implement topological variations of the diagram by inserting corrections to the propagators, having then more loops, or by taking equal or different masses for these propagators. The last point is related to the fact that the extraction of the mass from a certain propagator generates a massless propagator with a variable index, as it is shown in the Eq. (21).

- (iii) Let us assume the masses $m_2 = m_3 = m_4 = m_5 = 0$ and $m_1 = M$.

Let us then consider the loop integral for this graph:

$$G = \int \frac{d^D q_1}{i\pi^{D/2}} \frac{d^D q_2}{i\pi^{D/2}} \frac{1}{(q_1^2 - M^2)^{a_1}} \frac{1}{[(q_1 + p)^2]^{a_2}} \times \frac{1}{(q_2 + q_1)^2} \frac{1}{q_2^2} \frac{1}{(p - q_2)^2}. \quad (55)$$

The idea is to extract the mass M from the integral in such a way that the resulting integral corresponds to a massless diagram and then, in a second step, to apply the triangle rule (2).

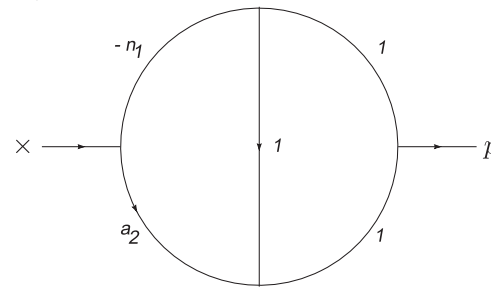
This is the place where IBFE can be used. This technique allows us to find the MRE of the propagator that contains the mass, i.e.

$$\frac{1}{(q_1^2 - M^2)^{a_1}} = \sum_{n_1, n_2} \phi_{n_1, n_2}(q_1^2)^{n_1} (-M^2)^{n_2} \frac{\langle a_1 + n_1 + n_2 \rangle}{\Gamma(a_1)}. \quad (56)$$

By replacing then in the integral (55), we get the following expansion (In this expansion, we must keep in mind that the sum indices are not necessarily integers):

$$G = \sum_{n_1, n_2} \phi_{n_1, n_2} (-M^2)^{n_2} \frac{\langle a_1 + n_1 + n_2 \rangle}{\Gamma(a_1)} \int \frac{d^D q_1}{i\pi^{D/2}} \frac{d^D q_2}{i\pi^{D/2}} \times \frac{1}{(q_1^2)^{-n_1}} \frac{1}{[(q_1 + p)^2]^{a_2}} \frac{1}{(q_2 + q_1)^2} \frac{1}{q_2^2} \frac{1}{(p - q_2)^2}. \quad (57)$$

We can represent also in a graphic way this result in the following way:



$$G = \text{Diagram (58)} \quad (58)$$

At this point, we can apply the triangle rule to the resulting topology. We have to mention that the multiregion expansion of the massive propagator contains in its structure the expansion for the cases of small and big masses simultaneously, which is precisely what we need to compute this diagram in all of the interesting kinematical zones.

A. Application of the triangle rule

To apply the formula (2), we will consider the left triangle of the diagram in (58). As a result of this, we get in a simple way the following expression for G :

$$G = \sum_{n_1, n_2} \phi_{n_1, n_2} (-M^2)^{n_2} \frac{\langle a_1 + n_1 + n_2 \rangle}{\Gamma(a_1)} \frac{1}{(D + n_1 - a_2 - 2)}$$

$$\times \left[\begin{array}{l} (-n_1) \rightarrow \left[\begin{array}{c} \text{Diagram 1: Two circles. Left circle has top arc labeled } -n_1+1 \text{ and bottom arc labeled } a_2. \text{ Right circle has top arc labeled } 1 \text{ and bottom arc labeled } 1. \end{array} \right] \rightarrow \dots (-n_1) \rightarrow \left[\text{Diagram 2: One circle with top arc } -n_1+1, \text{ bottom arc } a_2, \text{ and a self-energy loop on the right side with arcs labeled } 1. \end{array} \right] \\ + (a_2) \rightarrow \left[\begin{array}{c} \text{Diagram 3: Two circles. Left circle has top arc labeled } -n_1 \text{ and bottom arc labeled } a_2+1. \text{ Right circle has top arc labeled } 1 \text{ and bottom arc labeled } 1. \end{array} \right] \rightarrow \dots (-a_2) \rightarrow \left[\text{Diagram 4: One circle with top arc } -n_1, \text{ bottom arc } a_2+1, \text{ and a self-energy loop on the right side with arcs labeled } 1. \end{array} \right] \end{array} \right]. \tag{59}$$

We will express all the coefficients (only those which contain some sum index) of the previous equation in terms of Gamma functions. This will be useful to form the resulting hypergeometric functions. We use the following identity:

$$\Gamma(\alpha + 1) = \alpha \Gamma(\alpha) \Rightarrow \alpha = \frac{\Gamma(\alpha + 1)}{\Gamma(\alpha)}; \tag{60}$$

with this, we may replace in (59) the sum index dependent coefficients

$$(-n_1) = \frac{\Gamma(-n_1 + 1)}{\Gamma(-n_1)}, \tag{61}$$

and for the denominator,

$$\frac{1}{(D + n_1 - a_2 - 2)} = \frac{\Gamma(D + n_1 - a_2 - 2)}{\Gamma(D + n_1 - a_2 - 1)}. \tag{62}$$

B. Analytical Solution

According to the Eq. (59), we can write the original diagram as a sum of four terms, i.e.

$$G = A_1 + A_2 + A_3 + A_4, \tag{63}$$

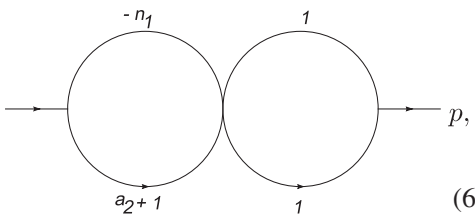
which are defined as

$$A_1 = \sum_{n_1, n_2} \phi_{n_1, n_2} (-M^2)^{n_2} \frac{\langle a_1 + n_1 + n_2 \rangle}{\Gamma(a_1)} \frac{\Gamma(D + n_1 - a_2 - 2)}{\Gamma(D + n_1 - a_2 - 1)} \frac{\Gamma(-n_1 + 1)}{\Gamma(-n_1)}$$

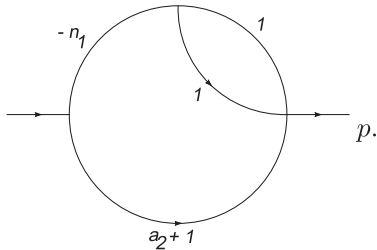
$$\times \left[\begin{array}{c} \text{Diagram 1: Two circles. Left circle has top arc labeled } -n_1+1 \text{ and bottom arc labeled } a_2. \text{ Right circle has top arc labeled } 1 \text{ and bottom arc labeled } 1. \end{array} \right] \rightarrow p, \tag{64}$$

$$A_2 = \sum_{n_1, n_2} \phi_{n_1, n_2} (-M^2)^{n_2} \frac{\langle a_1 + n_1 + n_2 \rangle}{\Gamma(a_1)} \frac{\Gamma(D + n_1 - a_2 - 2)}{\Gamma(D + n_1 - a_2 - 1)} \frac{\Gamma(n_1 + 1)}{\Gamma(n_1)}$$

$$\times \left[\begin{array}{c} \text{Diagram 2: One circle with top arc } -n_1+1, \text{ bottom arc } a_2, \text{ and a self-energy loop on the right side with arcs labeled } 1. \end{array} \right] \rightarrow p, \tag{65}$$

$$A_3 = (a_2) \sum_{n_1, n_2} \phi_{n_1, n_2} (-M^2)^{n_2} \frac{\langle a_1 + n_1 + n_2 \rangle \Gamma(D + n_1 - a_2 - 2)}{\Gamma(a_1) \Gamma(D + n_1 - a_2 - 1)} \times$$

(66)

and finally,

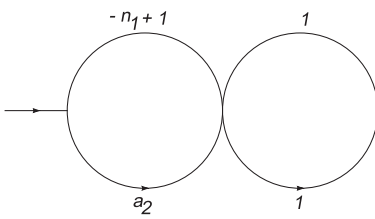
$$A_4 = (-a_2) \sum_{n_1, n_2} \phi_{n_1, n_2} (-M^2)^{n_2} \frac{\langle a_1 + n_1 + n_2 \rangle \Gamma(D + n_1 - a_2 - 2)}{\Gamma(a_1) \Gamma(D + n_1 - a_2 - 1)} \times$$

(67)

The resulting topologies in each term A_i ($i = 1, 2, 3, 4$) are appropriate to compute them directly with the IBFE integration technique. With this technique, we will be able to get the analytical solution in the possible kinematical regimes where each term A_i contributes. In what follows, it is necessary to get the equivalent complete MRE for each one of these terms to obtain then the analytical solution. We have two ways to get this expansion: the first one is to expand the parametrical integral that corresponds to the complete diagram present in each term A_i , and the second one, which is the most straightforward procedure, is to use the idea of modular reduction of the diagram [14], that allows us to find very rapidly the MRE of each one of the

diagrams as a product of MRE of their constituent individual loops. These are known as loop functions. We will use this last form to start with the analysis of the remnant diagrams in each term A_i . We will present the complete calculation procedure for the first term of (59), A_1 , and then the other terms will be presented in a summarized way.

1. Complete solution of A_1

To find the solution from this term, we need first the MRE associated to the diagram. We will use the idea of loop function representations [14] to obtain the expansion which has the form



$$p = \sum_{n_3} G_A(-n_1 + 1, a_2; n_3) \sum_{n_6} G_A(1, 1; n_6) \times \frac{(-n_3 - n_6)}{p},$$
(68)

where the loop function G_A corresponds to the MRE of each loop, or part of the diagram, and which has the following MRE:

$$G_A(a_j, a_k; n_i) = \frac{(-1)^{-D/2}}{\Gamma(a_j)\Gamma(a_k)} \sum_{n_{(i+1)}, n_{(i+2)}} \phi_{n_i, n_{(i+1)}, n_{(i+2)}} \frac{\Delta_1 \Delta_2 \Delta_3}{\Gamma(\frac{D}{2} + n_i)}.$$
(69)

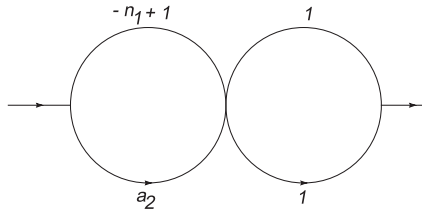
In this case, the constraints $\{\Delta_i\}$ are given by the following expressions:

$$\begin{aligned} \Delta_1 &= \left\langle \frac{D}{2} + n_i + n_{(i+1)} + n_{(i+2)} \right\rangle, \\ \Delta_2 &= \langle a_j + n_i + n_{(i+1)} \rangle, \\ \Delta_3 &= \langle a_k + n_i + n_{(i+2)} \rangle. \end{aligned}$$
(70)

Clearly, we have to replace the pictorial representation of the propagator by its corresponding algebraic expression:

$$\xrightarrow{p} = \frac{1}{(p^2)^\alpha}.$$
(71)

Some algebra allows us to find the MRE of the diagram in (68):



$$p = \frac{(-1)^{-D}}{\Gamma(-n_1 + 1)\Gamma(a_2)} \quad (72)$$

$$\times \sum_{n_3, \dots, n_8} \phi_{n_3, \dots, n_8} (p^2)^{n_3 + n_6} \frac{\Delta_1^{(1)} \dots \Delta_6^{(1)}}{\Gamma(\frac{D}{2} + n_3)\Gamma(\frac{D}{2} + n_6)},$$

whose constraints are determined as follows:

$$\Delta_1^{(1)} = \left\langle \frac{D}{2} + n_3 + n_4 + n_5 \right\rangle, \quad \Delta_2^{(1)} = \langle -n_1 + 1 + n_3 + n_4 \rangle,$$

$$\Delta_3^{(1)} = \langle a_2 + n_3 + n_5 \rangle, \quad \Delta_4^{(1)} = \left\langle \frac{D}{2} + n_6 + n_7 + n_8 \right\rangle,$$

$$\Delta_5^{(1)} = \langle 1 + n_6 + n_7 \rangle, \quad \Delta_6^{(1)} = \langle 1 + n_6 + n_8 \rangle. \quad (73)$$

Finally, by introducing the necessarily replacements, we have obtained the MRE for the first term of the solution of the diagram G . We have added a superindex in the constraints. This only refers to the fact that these constraints are associated to the first term of G , A_1 . So, we get then the MRE for this term:

$$A_1 = \frac{(-1)^{-D}}{\Gamma(a_1)\Gamma(a_2)} \sum_{n_1, \dots, n_8} \phi_{n_1, \dots, n_8} (-M^2)^{n_2} (p^2)^{n_3 + n_6}$$

$$\times \frac{\Gamma(D + n_1 - a_2 - 2)}{\Gamma(D + n_1 - a_2 - 1)\Gamma(-n_1)}$$

$$\times \frac{\Delta_1^{(1)} \dots \Delta_6^{(1)} \Delta}{\Gamma(\frac{D}{2} + n_3)\Gamma(\frac{D}{2} + n_6)}, \quad (74)$$

where we have also defined an extra constraint associated to the MRE of the massive propagator:

$$\Delta = \langle a_1 + n_1 + n_2 \rangle. \quad (75)$$

$$A_1 \left(\frac{M^2}{p^2} \right) = \eta \times {}_3F_2 \left(\begin{matrix} 2 + a_1 + a_2 - D, & 2 + a_1 + a_2 - D, & 1 + a_1 + a_2 - \frac{D}{2} \\ 2 + a_1 - \frac{D}{2}, & 3 + a_1 + a_2 - D \end{matrix} \middle| \frac{M^2}{p^2} \right) + \underline{\eta}$$

$$\times {}_3F_2 \left(\begin{matrix} 1 + a_2 - \frac{D}{2}, & 1 + a_2 - \frac{D}{2}, & a_2 \\ \frac{D}{2} - a_1, & 2 + a_2 - \frac{D}{2} \end{matrix} \middle| \frac{M^2}{p^2} \right), \quad (78)$$

being the factors

$$\eta = (-1)^{-D} (p^2)^{D-3-a_1-a_2} \frac{\Gamma(1 + a_1 + a_2 - \frac{D}{2})\Gamma(\frac{D}{2} - a_2)\Gamma(2 - \frac{D}{2})\Gamma(\frac{D}{2} - a_1 - 1)}{\Gamma(a_1)\Gamma(a_2)\Gamma(D - 2)} \frac{\Gamma(D - a_1 - a_2 - 2)\Gamma(\frac{D}{2} - 1)^2}{\Gamma(D - a_1 - a_2 - 1)^2}, \quad (79)$$

and

$$\underline{\eta} = (-1)^{-D} (p^2)^{(D/2)-2-a_2} (-M^2)^{(D/2)-1-a_1} \frac{\Gamma(1 + a_1 - \frac{D}{2})\Gamma(\frac{D}{2} - a_2 - 1)\Gamma(2 - \frac{D}{2})\Gamma(\frac{D}{2} - 1)^2}{\Gamma(a_1)\Gamma(D - 2)\Gamma(\frac{D}{2} - a_2)}. \quad (80)$$

Nevertheless, the solution of the diagram G is by no means complete, since we have to consider also the terms that can be generated from the MRE associated to $\{A_2, A_3, A_4\}$. Then, we have to add them algebraically, according to the kinematical

Starting from the expression (74), it is possible to find the solutions in the two possible kinematical regions $|\frac{p^2}{M^2}| < 1$ and $|\frac{M^2}{p^2}| < 1$, where the solutions for each kinematical region can be divided into groups, as a sum of generalized hypergeometric functions and where the sets will be defined by the terms $A_1(\frac{p^2}{M^2})$ and $A_1(\frac{M^2}{p^2})$, respectively.

We will show now the analytical solutions we found for the term A_1 according to the corresponding kinematical regions:

(1) Solution in the region $|\frac{p^2}{M^2}| < 1$:

$$A_1 \left(\frac{p^2}{M^2} \right) = \eta \times {}_3F_2 \left(\begin{matrix} 1 + a_1 + a_2 - \frac{D}{2}, & a_2, & \frac{D}{2} - 1 \\ \frac{D}{2}, & \frac{D}{2} \end{matrix} \middle| \frac{p^2}{M^2} \right) \quad (76)$$

where the factor η is defined as

$$\eta = (-1)^{-D} (p^2)^{(D/2)-2} (-M^2)^{(D/2)-1-a_1-a_2}$$

$$\times \frac{\Gamma(1 + a_1 + a_2 - \frac{D}{2})\Gamma(\frac{D}{2} - a_2)\Gamma(2 - \frac{D}{2})\Gamma(\frac{D}{2} - 1)^3}{\Gamma(a_1)\Gamma(D - 2)\Gamma(\frac{D}{2})^2}. \quad (77)$$

(2) Solution in the region $|\frac{M^2}{p^2}| < 1$:

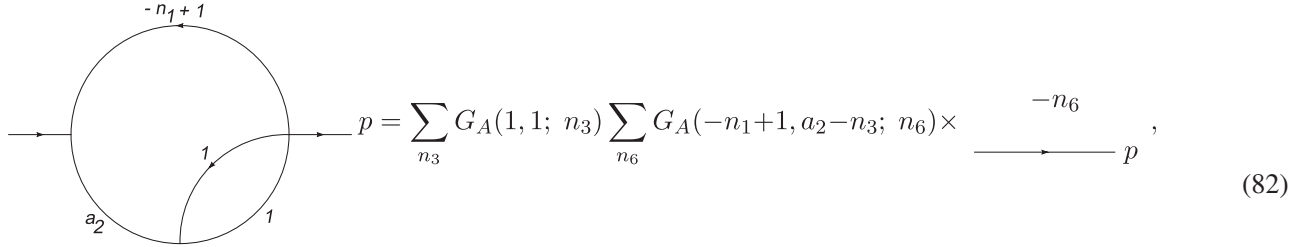
region of interest, i.e.

$$G = \begin{cases} A_1\left(\frac{p^2}{M^2}\right) + A_2\left(\frac{p^2}{M^2}\right) + A_3\left(\frac{p^2}{M^2}\right) + A_4\left(\frac{p^2}{M^2}\right), & \text{for } M^2 > |p^2| \\ A_1\left(\frac{M^2}{p^2}\right) + A_2\left(\frac{M^2}{p^2}\right) + A_3\left(\frac{M^2}{p^2}\right) + A_4\left(\frac{M^2}{p^2}\right), & \text{for } |p^2| > M^2. \end{cases} \quad (81)$$

We will proceed in an analogous way, as we did for the calculation of A_1 , for the other terms A_i :

2. Contributions to the solution generated by A_2

For the diagram that appears in A_2 , the MRE is obtained as 1:



$$p = \sum_{n_3} G_A(1, 1; n_3) \sum_{n_6} G_A(-n_1+1, a_2-n_3; n_6) \times p^{-n_6}, \quad (82)$$

and we use then the expression (69) to replace the one-loop functions G_A in the expansion of this graph, getting in an explicit way the MRE of the term A_2 :

$$A_2 = \frac{(-1)^{-D}}{\Gamma(a_1)} \sum_{n_1, \dots, n_8} \phi_{n_1, \dots, n_8} (-M^2)^{n_2} (p^2)^{n_6} \times \frac{\Gamma(D + n_1 - a_2 - 2)\Gamma(n_1 + 1)}{\Gamma(D + n_1 - a_2 - 1)\Gamma(n_1)} \times \frac{\Delta_1^{(2)} \dots \Delta_6^{(2)} \Delta}{\Gamma(\frac{D}{2} + n_3)\Gamma(\frac{D}{2} + n_6)\Gamma(-n_1 + 1)\Gamma(a_2 - n_3)}, \quad (83)$$

where the constraints correspond to the following expressions:

$$\begin{aligned} \Delta_1^{(2)} &= \left\langle \frac{D}{2} + n_3 + n_4 + n_5 \right\rangle, & \Delta_2^{(2)} &= \langle 1 + n_3 + n_4 \rangle, \\ \Delta_3^{(2)} &= \langle 1 + n_3 + n_5 \rangle, & \Delta_4^{(2)} &= \left\langle \frac{D}{2} + n_6 + n_7 + n_8 \right\rangle, \\ \Delta_5^{(2)} &= \langle -n_1 + 1 + n_6 + n_7 \rangle, & \Delta_6^{(2)} &= \langle a_2 - n_3 + n_6 + n_8 \rangle. \end{aligned} \quad (84)$$

With this information, we can find in this case the solutions for both relevant kinematical regions:

(1) Solution in the region $|\frac{p^2}{M^2}| < 1$:

$$A_2\left(\frac{p^2}{M^2}\right) = \eta \times {}_3F_2\left(\begin{matrix} 3 + a_1 + a_2 - D, 2 + a_2 - \frac{D}{2}, 1 \\ \frac{D}{2}, 2 \end{matrix} \middle| \frac{p^2}{M^2}\right), \quad (85)$$

where the factor η is given by the following expression:

$$\eta = (-1)^{-D} (-M^2)^{D-3-a_1-a_2} \frac{\Gamma(D-3-a_2)\Gamma(3+a_1+a_2-D)\Gamma(4+a_2-D)\Gamma(2-\frac{D}{2})\Gamma(\frac{D}{2}-1)^2}{\Gamma(a_1)\Gamma(D-2)\Gamma(\frac{D}{2})\Gamma(3+a_2-D)}. \quad (86)$$

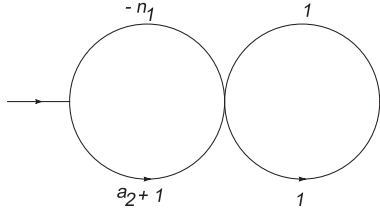
(2) Solution in the region $|\frac{M^2}{p^2}| < 1$:

$$A_2\left(\frac{M^2}{p^2}\right) = \eta \times {}_2F_1\left(\begin{matrix} 4 + a_1 + a_2 - \frac{3D}{2}, 2 + a_1 + a_2 - D \\ 2 + a_1 - \frac{D}{2} \end{matrix} \middle| \frac{M^2}{p^2}\right) + \underline{\eta} \times {}_2F_1\left(\begin{matrix} 3 + a_2 - D, 1 + a_2 - \frac{D}{2} \\ \frac{D}{2} - a_1 \end{matrix} \middle| \frac{M^2}{p^2}\right), \quad (87)$$

where the factors are defined as

$$\begin{aligned} \eta &= (-1)^{-D} (p^2)^{D-3-a_1-a_2} \frac{\Gamma(3+a_1+a_2-D)\Gamma(D-a_2-2)\Gamma(2-\frac{D}{2})\Gamma(\frac{D}{2}-a_1-1)}{\Gamma(a_1+1)\Gamma(-a_1)\Gamma(D-2)} \\ &\times \frac{\Gamma(D-a_1-a_2-2)\Gamma(\frac{D}{2}-1)^2\Gamma(1-a_1)}{\Gamma(D-a_1-a_2-1)\Gamma(\frac{3D}{2}-a_1-a_2-3)\Gamma(2+a_2-\frac{D}{2})}, \end{aligned} \quad (88)$$

$$\underline{\eta} = (-1)^{-D}(p^2)^{(D/2)-2-a_2}(-M^2)^{(D/2)-1-a_1} \times \frac{\Gamma(1+a_1-\frac{D}{2})\Gamma(\frac{D}{2}-a_2-1)\Gamma(2-\frac{D}{2})^2\Gamma(\frac{D}{2}-1)^3}{\Gamma(a_1)\Gamma(D-2)\Gamma(\frac{D}{2}-a_2)\Gamma(\frac{D}{2})\Gamma(1-\frac{D}{2})}. \quad (89)$$



$$p = \sum_{n_3} G_A(-n_1, a_2+1; n_3) \sum_{n_6} G_A(1, 1; n_6) \times \frac{(-n_3-n_6)}{p}, \quad (90)$$

$$A_3 = \frac{(-1)^{-D}}{\Gamma(a_1)\Gamma(a_2)} \sum_{n_1, \dots, n_8} \phi_{n_1, \dots, n_8} (-M^2)^{n_2} (p^2)^{n_3+n_6} \times \frac{\Gamma(D+n_1-a_2-2)}{\Gamma(D+n_1-a_2-1)} \times \frac{\Delta_1^{(3)} \dots \Delta_6^{(3)} \Delta}{\Gamma(\frac{D}{2}+n_3)\Gamma(\frac{D}{2}+n_6)\Gamma(-n_1)}, \quad (91)$$

with the constraints

$$\begin{aligned} \Delta_1^{(3)} &= \left\langle \frac{D}{2} + n_3 + n_4 + n_5 \right\rangle, & \Delta_2^{(3)} &= \langle -n_1 + n_3 + n_4 \rangle, \\ \Delta_3^{(3)} &= \langle a_2 + 1 + n_3 + n_5 \rangle, & \Delta_4^{(3)} &= \left\langle \frac{D}{2} + n_6 + n_7 + n_8 \right\rangle, \\ \Delta_5^{(3)} &= \langle 1 + n_6 + n_7 \rangle, & \Delta_6^{(3)} &= \langle 1 + n_6 + n_8 \rangle. \end{aligned} \quad (92)$$

(1) Solution in the region $|\frac{p^2}{M^2}| < 1$:

$$A_3\left(\frac{p^2}{M^2}\right) = \eta \times {}_3F_2\left(1+a_1+a_2-\frac{D}{2}, \frac{D}{2}, \frac{D}{2} - 1, 1+a_2 \mid \frac{p^2}{M^2}\right), \quad (93)$$

$$\eta = (-1)^{-D}(-M^2)^{(D/2)-1-a_1-a_2}(p^2)^{(D/2)-2} \frac{\Gamma(1+a_1+a_2-\frac{D}{2})\Gamma(\frac{D}{2}-a_2-1)\Gamma(1+a_2)\Gamma(2-\frac{D}{2})\Gamma(\frac{D}{2}-1)^3}{\Gamma(a_1)\Gamma(a_2)\Gamma(D-2)\Gamma(\frac{D}{2})^2}. \quad (94)$$

(2) Solution in the region $|\frac{M^2}{p^2}| < 1$:

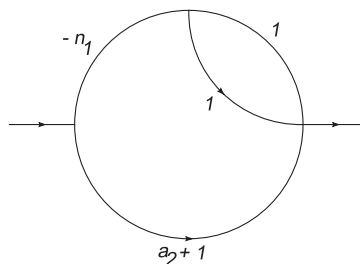
$$A_3\left(\frac{M^2}{p^2}\right) = \eta \times {}_3F_2\left(2+a_1+a_2-D, 2+a_1+a_2-D, 1+a_1+a_2-\frac{D}{2} \mid \frac{M^2}{p^2}\right) + \underline{\eta} \times {}_3F_2\left(2+a_2-\frac{D}{2}, 2+a_2-\frac{D}{2}, 1+a_2 \mid \frac{M^2}{p^2}\right), \quad (95)$$

where the different factors are given by

$$\eta = (-1)^{-D}(p^2)^{D-3-a_1-a_2} \frac{\Gamma(D-a_1-a_2-2)\Gamma(\frac{D}{2}-a_2-1)\Gamma(2-\frac{D}{2})\Gamma(\frac{D}{2}-1)^2}{\Gamma(a_1)\Gamma(a_2)\Gamma(D-2)} \frac{\Gamma(\frac{D}{2}-a_1)\Gamma(1+a_1+a_2-\frac{D}{2})}{\Gamma(D-a_1-a_2-1)^2}, \quad (96)$$

$$\underline{\eta} = (-1)^{-D}(p^2)^{(D/2)-3-a_2}(-M^2)^{(D/2)-a_1} \frac{\Gamma(a_1-\frac{D}{2})\Gamma(1+a_2)\Gamma(2-\frac{D}{2})\Gamma(\frac{D}{2}-a_2-2)\Gamma(\frac{D}{2}-1)^2}{\Gamma(a_1)\Gamma(a_1)\Gamma(D-2)\Gamma(\frac{D}{2}-a_2-1)}. \quad (97)$$

4. Contributions to the solution generated by A_4



$$p = \sum_{n_3} G_A(1, 1; n_3) \sum_{n_6} G_A(-n_1-n_3, a_2+1; n_6) \times \frac{-n_6}{p}, \quad (98)$$

$$\begin{aligned}
 A_4 &= -\frac{(-1)^{-D}}{\Gamma(a_1)\Gamma(a_2)} \sum_{n_1, \dots, n_8} \phi_{n_1, \dots, n_8} (-M^2)^{n_2} (p^2)^{n_6} \\
 &\times \frac{\Gamma(D + n_1 - a_2 - 2)}{\Gamma(D + n_1 - a_2 - 1)} \\
 &\times \frac{\Delta_1^{(4)} \dots \Delta_6^{(4)} \Delta}{\Gamma(\frac{D}{2} + n_3) \Gamma(\frac{D}{2} + n_6) \Gamma(-n_1 - n_3)}, \quad (99)
 \end{aligned}$$

$$\begin{aligned}
 \Delta_1^{(4)} &= \left\langle \frac{D}{2} + n_3 + n_4 + n_5 \right\rangle, & \Delta_2^{(4)} &= \langle 1 + n_3 + n_4 \rangle, \\
 \Delta_3^{(4)} &= \langle 1 + n_3 + n_5 \rangle, & \Delta_4^{(4)} &= \left\langle \frac{D}{2} + n_6 + n_7 + n_8 \right\rangle, \\
 \Delta_5^{(4)} &= \langle -n_1 - n_3 + n_6 + n_7 \rangle, & \Delta_6^{(4)} &= \langle a_2 + 1 + n_6 + n_8 \rangle.
 \end{aligned} \quad (100)$$

(1) Solution in the region $|\frac{p^2}{M^2}| < 1$:

$$\begin{aligned}
 A_4\left(\frac{p^2}{M^2}\right) &= \eta \times {}_3F_2\left(\begin{matrix} D-2, & a_1, & \frac{D}{2}-1 \\ D-a_2-1, & \frac{3D}{2}-a_2-3 \end{matrix} \middle| \frac{p^2}{M^2}\right) + \underline{\eta} \\
 &\times {}_4F_3\left(\begin{matrix} 2+a_2-\frac{D}{2}, & 3+a_2+a_1-D, & a_2+1, & 1 \\ \frac{D}{2}, & 2, & 4-D+a_2 \end{matrix} \middle| \frac{p^2}{M^2}\right), \quad (101)
 \end{aligned}$$

being

$$\eta = (-1)^{-D} (p^2)^{D-3-a_2} (-M^2)^{-a_1} \frac{\Gamma(3+a_2-D)\Gamma(\frac{D}{2}-a_2-1)\Gamma(D-a_2-2)\Gamma(\frac{D}{2}-1)^2}{\Gamma(a_2)\Gamma(\frac{3D}{2}-a_2-3)\Gamma(D-a_2-1)}, \quad (102)$$

$$\underline{\eta} = (-1)^{-D} (-M^2)^{D-3-a_1-a_2} \frac{\Gamma(D-a_2-3)\Gamma(3+a_2+a_1-D)\Gamma(2-\frac{D}{2})\Gamma(\frac{D}{2}-1)^2\Gamma(1+a_2)}{\Gamma(a_1)\Gamma(a_2)\Gamma(D-2)\Gamma(\frac{D}{2})}. \quad (103)$$

(2) Solution in the region $|\frac{M^2}{p^2}| < 1$:

$$\begin{aligned}
 A_4\left(\frac{M^2}{p^2}\right) &= \eta \times {}_3F_2\left(\begin{matrix} 4+a_1+a_2-\frac{3D}{2}, & 2+a_1+a_2-D, & a_1 \\ 2+a_1-\frac{D}{2}, & 3+a_1-D \end{matrix} \middle| \frac{M^2}{p^2}\right) + \underline{\eta} \\
 &\times {}_3F_2\left(\begin{matrix} 2+a_2-\frac{D}{2}, & D-2, & a_2 \\ D-a_1-1, & \frac{D}{2} \end{matrix} \middle| \frac{M^2}{p^2}\right), \quad (104)
 \end{aligned}$$

with

$$\begin{aligned}
 \eta &= (-1)^{-D} (p^2)^{D-3-a_1-a_2} \frac{\Gamma(\frac{D}{2}-a_2-1)\Gamma(D-a_1-2)\Gamma(D-a_1-a_2-2)}{\Gamma(a_2)\Gamma(D-2)} \\
 &\times \frac{\Gamma(2-\frac{D}{2})\Gamma(3+a_1+a_2-D)\Gamma(\frac{D}{2}-1)^2}{\Gamma(D-a_1-a_2-1)\Gamma(\frac{3D}{2}-a_1-a_2-3)\Gamma(2+a_1-\frac{D}{2})}, \quad (105)
 \end{aligned}$$

$$\begin{aligned}
 \underline{\eta} &= (-1)^{-D} (p^2)^{-1-a_2} (-M^2)^{D-a_1-2} \\
 &\times \frac{\Gamma(2+a_1-D)\Gamma(2-\frac{D}{2})\Gamma(\frac{D}{2}-1)^2\Gamma(1+a_2)\Gamma(-a_2)}{\Gamma(a_1)\Gamma(a_2)\Gamma(\frac{D}{2})\Gamma(1-a_2)}. \quad (106)
 \end{aligned}$$

C. A particular case: Solution for $M = 0$ with indices $a_1 = a_2 = 1$

In what follows, we will test the solution we got for the diagram (54). For this, we will compute the massless case, which has a trivial solution when integration by parts is used. In this case, we have to consider the solution obtained by IBP + IBFE in the region $|\frac{M^2}{p^2}| < 1$ and to take its limit $M = 0$, i.e.

$$\begin{aligned}
 G_{(M=0)} &= \left[A_1\left(\frac{M^2}{p^2}\right) + A_2\left(\frac{M^2}{p^2}\right) + A_3\left(\frac{M^2}{p^2}\right) \right. \\
 &\left. + A_4\left(\frac{M^2}{p^2}\right) \right]_{M=0}. \quad (107)
 \end{aligned}$$

It is easy to verify that in this limit only four terms will survive. Using some algebra, we can get the following result:

$$\begin{aligned}
 G_{\text{IBFE}(M=0)} &= 2(-1)^{-D} (p^2)^{D-5} \\
 &\times \frac{\Gamma(\frac{D}{2}-2)\Gamma(\frac{D}{2}-1)^2\Gamma(2-\frac{D}{2})\Gamma(D-4)}{\Gamma(D-2)} \\
 &\times \left[\frac{\Gamma(\frac{D}{2}-1)\Gamma(3-\frac{D}{2})}{\Gamma(D-3)^2} - \frac{\Gamma(5-D)}{\Gamma(\frac{3D}{2}-5)\Gamma(3-\frac{D}{2})} \right]. \quad (108)
 \end{aligned}$$

On the other side, the conditions under which we now have to evaluate the diagram are such that the solution can be found in a conventional way, i.e. applying IBP through the triangle rule. So, we find

$$\text{Bubble}(1,1) = \frac{2}{(D-4)} \left[\text{Chain}(2,1) - \text{Bubble}(2,1) \right], \quad (109)$$

and we can rewrite this as

$$G_{\text{IBP}(M=0)} = \frac{2}{(D-4)} G(1,1) \left[G(2,1) - G\left(2, 3 - \frac{D}{2}\right) \right] \times (p^2)^{D-5}, \quad (110)$$

where the factors $G(\alpha, \beta)$ are given by

$$G(\alpha, \beta) = (-1)^{-D/2} \frac{\Gamma(\alpha + \beta - \frac{D}{2}) \Gamma(\frac{D}{2} - \alpha) \Gamma(\frac{D}{2} - \beta)}{\Gamma(\alpha) \Gamma(\beta) \Gamma(D - \alpha - \beta)}. \quad (111)$$

Finally, we obtain the following result for this two-loop diagram:

$$G_{\text{IBP}(M=0)} = (-1)^{-D} (p^2)^{D-5} \frac{2}{(D-4)} \times \frac{\Gamma(2 - \frac{D}{2}) \Gamma(\frac{D}{2} - 1)^2 \Gamma(\frac{D}{2} - 2)}{\Gamma(D-2)} \times \left[\frac{\Gamma(\frac{D}{2} - 1) \Gamma(3 - \frac{D}{2})}{\Gamma(D-3)} - \frac{\Gamma(5-D) \Gamma(D-3)}{\Gamma(\frac{3D}{2} - 5) \Gamma(3 - \frac{D}{2})} \right]. \quad (112)$$

The solutions (108) and (112) seem to be apparently different, but by using the properties of the Gamma function and some algebra, it is possible to show that both terms are equal, i.e.

$$G_{\text{IBP}(M=0)} - G_{\text{IBFE}(M=0)} = 0. \quad (113)$$

This result gives support to the most general solution for this diagram in the case of one massive propagator.

V. CONCLUSIONS AND COMMENTS

It is not always possible to combine the IBFE technique with another conventional integration method. For example, let us evaluate the one-loop diagram where one of the propagators has a mass M :

$$G = \int \frac{d^D k}{i\pi^{D/2}} \frac{1}{(k^2 - M^2)^{a_1} [(p-k)^2]^{a_2}}. \quad (114)$$

As a first step, we will take out the mass M of the massive propagator in such a way that we may associate the resulting integral to a massless diagram. We need to express this propagator in terms of a MRE, i.e.

$$\frac{1}{(k^2 - M^2)^{a_1}} = \sum_{n_1, n_2} \phi_{n_1, n_2}(k^2)^{n_1} (-M^2)^{n_2} \frac{\langle a_1 + n_1 + n_2 \rangle}{\Gamma(a_1)}, \quad (115)$$

finding, when replacing this result in (114),

$$G = \sum_{n_1, n_2} \phi_{n_1, n_2} (-M^2)^{n_2} \frac{\langle a_1 + n_1 + n_2 \rangle}{\Gamma(a_1)} \int \frac{d^D k}{i\pi^{D/2}} \times \frac{1}{(k^2)^{-n_1} [(p-k)^2]^{a_2}}. \quad (116)$$

If the idea is to use only IBFE, the next step would be to find the corresponding MRE for the resulting loop integral. However, instead of doing this we will evaluate directly, and in a conventional way, the corresponding integral. This integral is elementary and represents a massless bubble diagram whose solution is given by

$$\int \frac{d^D k}{i\pi^{D/2}} \frac{1}{(k^2)^{-n_1} [(p-k)^2]^{a_2}} = (-1)^{-D/2} \frac{\Gamma(-n_1 + a_2 - \frac{D}{2}) \Gamma(\frac{D}{2} + n_1) \Gamma(\frac{D}{2} - a_2)}{\Gamma(-n_1) \Gamma(a_2) \Gamma(D + n_1 - a_2)} \times \frac{1}{(p^2)^{-n_1 + a_2 - (D/2)}}. \quad (117)$$

We replace this result in (116) getting the following MRE for G :

$$G = (-1)^{-D/2} \frac{\Gamma(\frac{D}{2} - a_2)}{\Gamma(a_1) \Gamma(a_2)} (p^2)^{(D/2) - a_2} \sum_{n_1, n_2} \phi_{n_1, n_2} (-M^2)^{n_2} \times (p^2)^{n_1} \langle a_1 + n_1 + n_2 \rangle \frac{\Gamma(-n_1 + a_2 - \frac{D}{2}) \Gamma(\frac{D}{2} + n_1)}{\Gamma(-n_1) \Gamma(D + n_1 - a_2)}. \quad (118)$$

According to the prescription of IBFE, we notice immediately that the maximum number of possible terms we can extract to form the solution is

$$\binom{2}{1} = 2.$$

In fact, one of these terms corresponds to an hypergeometric series which is solution for the kinematical region $|\frac{M^2}{p^2}| < 1$, and the other one would give us the solution for the region $|\frac{p^2}{M^2}| < 1$. However, this solution is not complete, since some terms are missed [2,3]. In fact, it remains to add one term to the corresponding solution in

the region $|\frac{M^2}{p^2}| < 1$. The terms which can be extracted (118) are correct, but they represent only a part of the solution, and this is the problem.

We will find now the MRE for this diagram using IBFE as the only integration method. Then, we will compare with the previous result shown in (118). Schwinger's parametric expansion of (114) is

$$G = \frac{(-1)^{-D/2}}{\Gamma(a_1)\Gamma(a_2)} \int_0^\infty dx_1 dx_2 x_1^{a_1-1} x_2^{a_2-1} \times \frac{\exp(x_1 M^2) \exp(-\frac{x_1 x_2}{x_1+x_2} p^2)}{(x_1+x_2)^{D/2}}. \quad (119)$$

After some algebra, the following MRE for the diagram G is obtained:

$$G = \frac{(-1)^{-D/2}}{\Gamma(a_1)\Gamma(a_2)} \sum_{n_1, \dots, n_4} \phi_{n_1, \dots, n_4} \frac{(p^2)^{n_1} (-M^2)^{n_2}}{\Gamma(\frac{D}{2} + n_1)} \prod_{j=1}^3 \Delta_j, \quad (120)$$

where

$$\begin{aligned} \Delta_1 &= \left\langle \frac{D}{2} + n_1 + n_3 + n_4 \right\rangle, \\ \Delta_2 &= \langle a_1 + n_1 + n_2 + n_3 \rangle, \\ \Delta_3 &= \langle a_2 + n_1 + n_4 \rangle. \end{aligned} \quad (121)$$

We observe that this time, the possible number of series representations that can be extracted from (120) is given by the combinatory

$$\binom{4}{3} = 4.$$

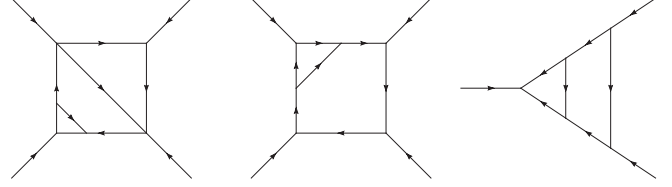
This shows that when conventional techniques, combined with IBFE, are used, the MRE for a certain diagram is more simple than the MRE obtained only by means of IBFE. This means that the conventional techniques do not generate sums or Kronecker deltas, and therefore the number of different ways for summing, using the constraints of the MRE, becomes also smaller.

In general, the solutions that are obtained from these MRE's do not correspond necessarily to the correct solution. They can be incomplete. In summary, once we have chosen to use IBFE as an integration technique, the whole resulting process must be done with this technique. However, to simplify the problem, it is possible to apply other techniques before IBFE, but not viceversa.

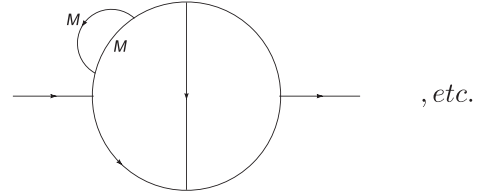
The exception to this rule is IBP, where the integration in terms of the topological cancellation of one of the graph lines do not produce the disappearance of terms in the solution. The explanation for this relies in the fact that the IBP expresses the original diagram as a sum of diagrams. In the example given at the beginning of this work, we used IBP in the intermediate step of getting the MRE. The result was a sum of MRE's in which each one con-

tributed to the solution, with terms associated to the corresponding interesting kinematical regions. The conclusion is that IBP is a technique compatible with IBFE.

In this work, we have emphasized the role of the triangle identity and the fact that, under certain particular mass distributions, it is possible to evaluate a series of diagrams with the procedure described above. For example,



Although these examples do not necessarily generate a hypergeometric series of one variable, the procedure can be directly applied to these topologies. Another option for generalizing is the insertion of bubbles in the propagators, with arbitrary indices, which can be massless or massive. As an example, let us consider the following case:



We have shown that IBP + IBFE is a technique that may extend the classes of diagrams that can be evaluated through this simple procedure, beyond the scenario given in [7] and, although here we have not considered the IBP in his most general version, we assume that the combination IBP + IBFE can be also useful beyond the triangle identity.

ACKNOWLEDGMENTS

We acknowledge support from Fondecyt under Grant No. 3080029 and Grant No. 1095217 and also support from the Centro de Estudios Subatomicos, Valparaíso, Chile.

APPENDIX

In what follows, we will prove that the solutions that we obtained for the one-loop example given in Eq. (4); the first one using only IBFE (47) and the second one through the combined technique IBP-IBFE (46) are equivalent. Basically, we have to show that the functions defined below, G_α and G_β , are equal:

$$G_\alpha = \frac{\Gamma(1-\epsilon)}{\Gamma(2-\epsilon)} \left[{}_3F_2 \left(\begin{matrix} 2, 1+\epsilon, 1-\epsilon \\ 2-\epsilon, 2-\epsilon \end{matrix} \middle| x \right) - \epsilon {}_3F_2 \left(\begin{matrix} 1, 1+\epsilon, 1-\epsilon \\ 2-\epsilon, 2-\epsilon \end{matrix} \middle| x \right) \right], \quad (A1)$$

and

$$G_\beta = {}_2F_1\left(\begin{matrix} 1 + \epsilon, & 1 \\ & 2 - \epsilon \end{matrix} \middle| x\right). \quad (\text{A2})$$

The variable x represents the quotient $(\frac{s}{m^2})$. In order to prove the equivalence of both solutions, we need to remind the series expression for an hypergeometric function:

$${}_qF_{q-1}\left(\begin{matrix} \{a\} \\ \{b\} \end{matrix} \middle| x\right) = \sum_{k=0}^{\infty} \frac{(a_1)_k \dots (a_q)_k}{(b_1)_k \dots (b_{q-1})_k} \frac{x^k}{k!}, \quad (\text{A3})$$

then we can rewrite (A1) as a series, as follows:

$$\begin{aligned} G_\alpha &= \frac{\Gamma(1 - \epsilon)}{\Gamma(2 - \epsilon)} \left[\sum_{k=0}^{\infty} \frac{(2)_k (1 + \epsilon)_k (1 - \epsilon)_k}{(2 - \epsilon)_k (2 - \epsilon)_k} \frac{x^k}{k!} \right. \\ &\quad \left. - \epsilon \sum_{k=0}^{\infty} \frac{(1)_k (1 + \epsilon)_k (1 - \epsilon)_k}{(2 - \epsilon)_k (2 - \epsilon)_k} \frac{x^k}{k!} \right] \\ &= \frac{\Gamma(1 - \epsilon)}{\Gamma(2 - \epsilon)} \left[\sum_{k=0}^{\infty} \frac{(1 + \epsilon)_k (1 - \epsilon)_k}{(2 - \epsilon)_k (2 - \epsilon)_k} [(2)_k - \epsilon(1)_k] \frac{x^k}{k!} \right]. \end{aligned} \quad (\text{A4})$$

On the other side, we have that

$$(2)_k = \frac{\Gamma(2 + k)}{\Gamma(2)} = (1 + k)\Gamma(1 + k) = (1 + k)(1)_k, \quad (\text{A5})$$

which implies that (A4) reduces to the following equation:

$$G_\alpha = \frac{\Gamma(1 - \epsilon)}{\Gamma(2 - \epsilon)} \left[\sum_{k=0}^{\infty} \frac{(1)_k (1 + \epsilon)_k (1 - \epsilon)_k}{(2 - \epsilon)_k (2 - \epsilon)_k} [1 + k - \epsilon] \frac{x^k}{k!} \right]. \quad (\text{A6})$$

Then, we can transform the expression $(1 + k - \epsilon)$ as follows:

$$(1 + k - \epsilon) = \frac{\Gamma(2 + k - \epsilon)}{\Gamma(1 + k - \epsilon)} = \frac{\Gamma(2 - \epsilon)(2 - \epsilon)_k}{\Gamma(1 - \epsilon)(1 - \epsilon)_k}.$$

By replacing this result in (A6), some algebra shows finally that

$$\begin{aligned} G_\alpha &= \left[\sum_{k=0}^{\infty} \frac{(1)_k (1 + \epsilon)_k}{(2 - \epsilon)_k} \frac{x^k}{k!} \right] \\ &= {}_2F_1\left(\begin{matrix} 1 + \epsilon, & 1 \\ & 2 - \epsilon \end{matrix} \middle| x\right) = G_\beta. \end{aligned} \quad (\text{A7})$$

Although the equivalence has been shown for the kinematical region $|\frac{s}{m^2}| < 1$, it is also valid for the region $|\frac{s}{m^2}| > 1$, since both regions are related through an analytical continuation.

-
- [1] N. Usyukina, *Theor. Mat. Fiz.* **22**, 210 (1975).
 [2] E. Boos and A. Davydychev, *Theor. Math. Phys.* **89**, 1052 (1991).
 [3] C. Anastasiou, E. W. N. Glover, and C. Oleari, *Nucl. Phys.* **B572**, 307 (2000); **B565**, 445 (2000).
 [4] A. T. Suzuki, E. S. Santos, and A. G. M. Schmidt, *Eur. Phys. J. C* **26**, 125 (2002); *J. Phys. A* **36**, 4465 (2003).
 [5] A. T. Suzuki and A. G. M. Schmidt, *J. Phys. A* **31**, 8023 (1998); *Can. J. Phys.* **78**, 769 (2000); *J. High Energy Phys.* 09 (1997) 002; *Eur. Phys. J. C* **5**, 175 (1998); *Phys. Rev. D* **58**, 047701 (1998); *J. Phys. A* **35**, 151 (2002).
 [6] I. G. Halliday and R. M. Ricotta, *Phys. Lett. B* **193**, 241 (1987).
 [7] I. Gonzalez and I. Schmidt, *Nucl. Phys.* **B769**, 124 (2007).
 [8] F. V. Tkachov, *Phys. Lett.* **100B**, 65 (1981); K. G. Chetyrkin and F. V. Tkachov, *Nucl. Phys.* **B192**, 159 (1981).
 [9] W. N. Bailey, *Generalized Hypergeometric Functions* (Stechert-Hafner Service Agency, New York, 1964).
 [10] L. J. Slater, *Generalized Hypergeometric Functions* (Cambridge University Press, Cambridge, United Kingdom, 1966).
 [11] L. S. Gradshteyn and L. M. Ryzhik, *Table of Integrals, Series, and Products* (Academic Press, New York, 2000), 6th ed..
 [12] H. Exton, *Multiple Hypergeometric Functions and Applications* (Ellis Horwood, Westergate, United Kingdom, 1976).
 [13] V. A. Smirnov, *Evaluating Feynman Integrals* (Springer-Verlag, Berlin, 2004).
 [14] I. Gonzalez and I. Schmidt, *Phys. Rev. D* **78**, 086003 (2008).
 [15] D. J. Broadhurst, J. Fleischer, and O. V. Tarasov, *Z. Phys. C* **60**, 287 (1993).